













Swivel castor:

JSTB 1253 6443/B



## Technical data

Diameter		125 mm
Wheel width		54 mm
Hub length		64 mm
Height		160 mm
Offset		50 mm
Wheel axle diameter		20 mm
Top plate dimensions		135 x 112 mm
Top plate hole diameter		11 mm
Dist. between holes		105 x 75,80 mm
Brake swivel radius		145 mm
Load capacity		240 kg
Weight		2.48 kg

## Technical description

Swivel fork of deep drawn zinc-coated steel with wheel brake. Swivelhead with sealed precision

ball bearing and a grease nipple



## Wheel

Glass fibre reinforced polyamide hub, with fully elastic black rubber tyre

(Shore A 65) and two deep groove ball bearings