











Swivel castor: JTCO 1255 5000



Technical data

Diameter		125 mm
Wheel width		35 mm
Hub length		48 mm
Height		151 mm
Offset		42.5 mm
Wheel axle diameter		10 mm
Bolt hole diameter		12 mm
Brake swivel radius		134 mm
Load capacity		250 kg
Weight		0.9 kg

Technical description

Swivel fork of deep drawn zinc-coated steel Swivel bearing with double ball raceways and sealing an extra sturdy

plate (4 mm) and fork legs (3.5 mm) for even higher load capacity



Wheel

Composite wheel polypropylene with red noise-reducing

thermoplastic rubber infill with one deep groove ball bearing