












Swivel castor:

JTPB 1252 5100



Technical data

Diameter		125 mm
Wheel width		35 mm
Hub length		50 mm
Height		155 mm
Offset		42.5 mm
Top plate dimensions		105 x 86 mm
Top plate hole diameter		9 mm
Dist. between holes		80/77 x 60 mm
Brake swivel radius		134 mm
Load capacity		200 kg
Weight		1.3 kg

Technical description

Swivel fork of deep drawn zinc-coated steel Swivel bearing with double ball raceways and sealing an extra sturdy

plate (4 mm) and fork legs (3.5 mm) for even higher load capacity



Wheel

Polyamide wheel with blue rubber tyre

(Shore A 70) with one deep groove ball bearing