










Swivel castor:
JTPC 1005 7000



Technical data

| | | |
|---------------------|---|--------|
| Diameter |  | 100 mm |
| Wheel width |  | 32 mm |
| Hub length |  | 50 mm |
| Height |  | 125 mm |
| Offset |  | 40 mm |
| Bolt hole diameter |  | 12 mm |
| Brake swivel radius |  | 117 mm |
| Load capacity |  | 120 kg |
| Weight |  | 1.1 kg |

Technical description

Swivel fork of deep drawn zinc-coated steel Swivel bearing with double ball raceways and sealing an extra sturdy

plate (4 mm) and fork legs (3.5 mm) for even higher load capacity



Wheel

Dark grey Polypropylene wheel with grey antistatic rubber tyre

(Performa, Shore A 65 - 70) with one stainless steel deep groove ball bearing