









Swivel castor with total brake mounted behind:

394h 29G100r EPD

On request



## Technical data

|                         |   |                |
|-------------------------|---|----------------|
| Diameter                |    | 100 mm         |
| Tread width             |    | 30 mm          |
| Height                  |    | 138 mm         |
| Offset                  |    | 42 mm          |
| Top plate dimensions    |    | 77x67 mm       |
| Top plate hole diameter |   | 8,5 mm         |
| Dist. between holes     |  | 61x51/57x48 mm |
| Load capacity           |  | 100 kg         |

## Technical description

stainless steel housing

swivel bearing with double ball race

ball bearings of stainless steel

sealing ring



## Wheel

thermoplastic elastomer tyre (TPE) iron grey RAL 7011 (Shore A 80)

plastic wheel centre silver grey RAL7001

without thread guard

plain bearing

Contact discoloration on unsealed grounds possible!>>