












Swivel castor:
JTRG 1253 5100



Technical data

Diameter		125 mm
Wheel width		35 mm
Hub length		50 mm
Height		155 mm
Offset		42.5 mm
Top plate dimensions		135 x 110 mm
Top plate hole diameter		11 mm
Dist. between holes		105 x 75/80 mm
Brake swivel radius		134 mm
Load capacity		200 kg
Weight		1.41 kg

Technical description

Swivel fork of deep drawn zinc-coated steel Swivel bearing with double ball raceways and sealing an extra sturdy

plate (4 mm) and fork legs (3.5 mm) for even higher load capacity



Wheel

Glass fibre reinforced polyamide wheel with grey rubber tyre

(Shore A 65) with one deep groove ball bearing