









Swivel castor with total brake mounted behind:

394h 29G125r EPD

On request



Technical data

Diameter		125 mm
Tread width		30 mm
Height		162,5 mm
Offset		44 mm
Top plate dimensions		77x67 mm
Top plate hole diameter		8,5 mm
Dist. between holes		61x51/57x48 mm
Load capacity		100 kg

Technical description

stainless steel housing

swivel bearing with double ball race

ball bearings of stainless steel

sealing ring



Wheel

thermoplastic elastomer tyre (TPE) iron grey RAL 7011 (Shore A 80)

plastic wheel centre silver grey RAL7001

without thread guard

plain bearing

Contact discoloration on unsealed grounds possible!>>