







Swivel castor:

394a 29G125r ELD



Technical data

| | | |
|--------------------|---|---------|
| Diameter |  | 125 mm |
| Tread width |  | 30 mm |
| Height |  | 156 mm |
| Offset |  | 44 mm |
| Bolt hole diameter |  | 12,2 mm |
| Load capacity |  | 100 kg |

Technical description

stainless steel housing

swivel bearing with double ball race

ball bearings of stainless steel

sealing ring



Wheel

thermoplastic elastomer tyre (TPE) iron grey RAL 7011 (Shore A 80)

plastic wheel centre silver grey RAL7001

without thread guard

plain bearing

Contact discoloration on unsealed grounds possible!>>