







Swivel castor with total brake mounted behind:

394h 29G100r ELD



Technical data

Diameter		100 mm
Tread width		30 mm
Height		131,5 mm
Offset		42 mm
Bolt hole diameter		12,2 mm
Load capacity		100 kg

Technical description

stainless steel housing

swivel bearing with double ball race

ball bearings of stainless steel

sealing ring



Wheel

thermoplastic elastomer tyre (TPE) iron grey RAL 7011 (Shore A 80)

plastic wheel centre silver grey RAL7001

without thread guard

plain bearing

Contact discoloration on unsealed grounds possible!>>