












# Swivel castor: JXPF 1002 5000



## Technical data

|                         |   |             |
|-------------------------|---|-------------|
| Diameter                |    | 100 mm      |
| Wheel width             |    | 32 mm       |
| Hub length              |    | 45 mm       |
| Height                  |    | 130 mm      |
| Offset                  |    | 38 mm       |
| Top plate dimensions    |    | 105 x 85 mm |
| Top plate hole diameter |    | 9 mm        |
| Dist. between holes     |  | 80 x 60 mm  |
| Brake swivel radius     |  | 128 mm      |
| Load capacity           |  | 150 kg      |
| Weight                  |  | 0.8 kg      |

## Technical description

Swivel fork of deep drawn stainless steel.  
Swivelhead with

sealed precision ball bearing, grease nipple and  
O-ring seal.

In case of extreme conditions (like frequent jet  
cleaning) maintenance

by relubrication is necessary



## Wheel

Dark grey Polypropylene wheel with grey rubber  
tyre

(Performa, Shore A 65 - 70) with one deep groove  
ball bearing