












# Swivel castor: JXPF 1252 5000



## Technical data

Diameter		125 mm
Wheel width		40 mm
Hub length		45 mm
Height		160 mm
Offset		45 mm
Top plate dimensions		105 x 85 mm
Top plate hole diameter		9 mm
Dist. between holes		80 x 60 mm
Brake swivel radius		120 mm
Load capacity		120 kg
Weight		0.9 kg

## Technical description

Swivel fork of deep drawn stainless steel.  
Swivelhead with

sealed precision ball bearing, grease nipple and  
O-ring seal.

In case of extreme conditions (like frequent jet  
cleaning) maintenance

by relubrication is necessary



## Wheel

Dark grey Polypropylene wheel with grey rubber  
tyre

(Performa, Shore A 65 - 70) with one deep groove  
ball bearing