










Swivel castor:

JXPF 1255 5000



## Technical data

Diameter		125 mm
Wheel width		40 mm
Hub length		42 mm
Height		156 mm
Offset		38 mm
Bolt hole diameter		12 mm
Brake swivel radius		155 mm
Load capacity		180 kg
Weight		0.8 kg

## Technical description

Swivel fork of deep drawn stainless steel

Swivel bearing with double ball race



## Wheel

Dark grey Polypropylene wheel with grey rubber tyre

(Performa, Shore A 65 - 70) with one deep groove ball bearing