











Swivel castor:
JXPG 1005 1000



Technical data

Diameter		100 mm
Wheel width		30 mm
Hub length		40 mm
Height		127 mm
Offset		33 mm
Wheel axle diameter		12 mm
Bolt hole diameter		12.5 mm
Brake swivel radius		135 mm
Load capacity		70 kg
Weight		0.7 kg

Technical description

Swivel fork of deep drawn stainless steel
Swivel bearing with double ball race



Wheel

Polypropylene wheel with grey rubber tyre (Shore A 85) and plain bearing