













Swivel castor:

JXPG 1251 1100



## Technical data

Diameter		125 mm
Wheel width		37.5 mm
Hub length		45 mm
Height		156 mm
Offset		35 mm
Wheel axle diameter		15 mm
Top plate dimensions		105 x 80 mm
Top plate hole diameter		9 mm
Dist. between holes		80 x 60 mm
Brake swivel radius		135 mm
Load capacity		100 kg
Weight		1.2 kg

## Technical description

Swivel fork of deep drawn stainless steel

Swivel bearing with double ball race



## Wheel

Polypropylene wheel with grey rubber tyre (Shore A 85) and plain bearing