













Swivel castor:

JXPG 1602 6443



## Technical data

|                         |   |                   |
|-------------------------|---|-------------------|
| Diameter                |    | 160 mm            |
| Wheel width             |    | 40 mm             |
| Hub length              |    | 64 mm             |
| Height                  |    | 195 mm            |
| Offset                  |    | 55 mm             |
| Wheel axle diameter     |    | 20 mm             |
| Top plate dimensions    |    | 135 x 112 mm      |
| Top plate hole diameter |  | 11 mm             |
| Dist. between holes     |  | 105 x<br>75,80 mm |
| Brake swivel radius     |  | 145 mm            |
| Load capacity           |  | 175 kg            |
| Weight                  |  | 3.1 kg            |

## Technical description

Swivel fork of deep drawn stainless steel.  
Swivelhead with

sealed precision ball bearing, grease nipple and  
O-ring seal.

In case of extreme conditions (like frequent jet  
cleaning) maintenance

by relubrication is necessary



## Wheel

Polyamide wheel with grey rubber tyre

(Shore A 85) and two deep groove ball bearings