













## Swivel castor with wheel locking brake:

### JXPU 1002 6123/B



## Technical data

Diameter		100 mm
Wheel width		35 mm
Hub length		45 mm
Height		130 mm
Offset		40 mm
Wheel axle diameter		12 mm
Top plate dimensions		105 x 85 mm
Top plate hole diameter		9 mm
Dist. between holes		80 x 60 mm
Brake swivel radius		120 mm
Load capacity		180 kg
Weight		1.4 kg

## Technical description

Swivel fork of deep drawn stainless steel with wheel brake.

Swivelhead with sealed precision ball bearing, grease nipple

and O-ring seal. In case of extreme conditions

(like frequent jet cleaning) maintenance by relubrication

is necessary



## Wheel

Polyamide wheel with polyurethane tyre

(Shore A 96) with two deep groove ball bearings