







Wheel:

WFCN 2003 6000



## Technical data

Diameter		200 mm
Wheel width		50 mm
Hub length		64 mm
Wheel axle diameter		20 mm
Load capacity		1150 kg
Weight		4.5 kg



## Wheel

Cast iron wheel with two deep groove ball bearings