







Wheel:

WFCV 1003 6000



Technical data

Diameter		100 mm
Wheel width		38 mm
Hub length		57 mm
Wheel axle diameter		20 mm
Load capacity		340 kg
Weight		1.73 kg



Wheel

Cast iron wheel with bonded-on Vulkollan tyre (Shore A 92) with two ball bearings