







Wheel:

WFCV 2003 6000



## Technical data

Diameter		200 mm
Wheel width		45 mm
Hub length		57 mm
Wheel axle diameter		20 mm
Load capacity		1100 kg
Weight		4.2 kg



## Wheel

Cast iron wheel with bonded-on Vulkollan tyre

92° Shore A

With two deep groove ball bearings