







Wheel:

WFCV 3003 6000



## Technical data

Diameter		300 mm
Wheel width		57 mm
Hub length		57 mm
Wheel axle diameter		25 mm
Load capacity		1500 kg
Weight		13 kg



## Wheel

Cast iron wheel with bonded-on Vulkollan tyre (Shore A 92) with two ball bearings