







Wheel:

WFPN 1003 6000



## Technical data

Diameter		100 mm
Wheel width		50 mm
Hub length		62 mm
Wheel axle diameter		20 mm
Load capacity		1000 kg
Weight		0.7 kg



## Wheel

Polyamide wheel with two deep groove ball bearings