







Wheel:

WFPN 2503 6000



## Technical data

Diameter		250 mm
Wheel width		50 mm
Hub length		62 mm
Wheel axle diameter		25 mm
Load capacity		2500 kg
Weight		2.3 kg



## Wheel

Polyamide wheel with two deep groove ball bearings