







Wheel:

WHCP 1803 6553/N=60



## Technical data

Diameter		180 mm
Wheel width		50 mm
Hub length		60 mm
Wheel axle diameter		25 mm
Load capacity		320 kg
Weight		3.2 kg

## Wheel

Cast iron wheel with pressed-on full-elastic rubber tyre

(Shore A 68) with two deep groove ball bearings