







Wheel:

WHCP 2003 6553/N=60



## Technical data

Diameter		200 mm
Wheel width		50 mm
Hub length		60 mm
Wheel axle diameter		25 mm
Load capacity		355 kg
Weight		3.6 kg



## Wheel

Cast iron wheel with pressed-on full-elastic rubber tyre

(Shore A 68) with two deep groove ball bearings