







Wheel:

WHCP 4004 6662



## Technical data

Diameter		400 mm
Wheel width		75 mm
Hub length		78 mm
Wheel axle diameter		30 mm
Load capacity		1065 kg
Weight		13.5 kg



## Wheel

Cast iron wheel with pressed-on full-elastic rubber tyre

(Shore A 68) with two deep groove ball bearings