







Wheel:

WHCS 1003 6440



Technical data

Diameter		100 mm
Wheel width		36 mm
Hub length		52 mm
Wheel axle diameter		20 mm
Load capacity		800 kg
Weight		2.5 kg

Wheel

Single flanged wheel of chromium cast iron GG 25,
with two deep groove ball bearings