







Wheel:

WHCS 1503 6552



Technical data

Diameter		150 mm
Wheel width		45 mm
Hub length		64 mm
Wheel axle diameter		25 mm
Load capacity		1000 kg
Weight		4.4 kg



Wheel

Single flanged wheel of chromium cast iron GG 25,
with two deep groove ball bearings