







Wheel:

WHPA 1002 5080



Technical data

Diameter		100 mm
Wheel width		30 mm
Hub length		45 mm
Wheel axle diameter		8 mm
Load capacity		200 kg
Weight		0.3 kg

Wheel

Polyamide wheel with polyurethane tyre

(Shore A 92) and one deep groove ball bearing