







Wheel:

WHPC 1603 6443



Technical data

Diameter		160 mm
Wheel width		50 mm
Hub length		64 mm
Wheel axle diameter		20 mm
Load capacity		200 kg
Weight		0.96 kg



Wheel

Dark grey Polypropylene wheel with grey antistatic rubber tyre

(Performa, Shore A 65 - 70) with two steel deep groove ball bearings