







Wheel:

WHPF 1002 7080



Technical data

Diameter		100 mm
Wheel width		32 mm
Hub length		45 mm
Wheel axle diameter		8 mm
Load capacity		150 kg
Weight		0.19 kg



Wheel

Dark grey polypropylene wheel with grey rubber tyre

(Performa, Shore A 65) with one stainless steel deep groove ball bearing