







Wheel:

WHPG 1002 6153



Technical data

Diameter		100 mm
Wheel width		30 mm
Hub length		45 mm
Wheel axle diameter		15 mm
Load capacity		80 kg
Weight		0.3 kg



Wheel

Polyamide wheel with grey rubber tyre

(Shore A 85) and two deep groove ball bearings