







Wheel:

WHPG 1602 6443



Technical data

Diameter		160 mm
Wheel width		40 mm
Hub length		64 mm
Wheel axle diameter		20 mm
Load capacity		175 kg
Weight		0.9 kg

Wheel

Polyamide wheel with grey rubber tyre

(Shore A 85) and two deep groove ball bearings