







Wheel:

WHPN 2503 6443



## Technical data

Diameter		250 mm
Wheel width		50 mm
Hub length		64 mm
Wheel axle diameter		20 mm
Load capacity		1000 kg
Weight		1.2 kg



## Wheel

Polyamide wheel with two deep groove ball bearings