







Wheel:

WHPU 1002 6123



## Technical data

Diameter		100 mm
Wheel width		35 mm
Hub length		45 mm
Wheel axle diameter		12 mm
Load capacity		180 kg
Weight		0.3 kg



## Wheel

Polyamide wheel with polyurethane tyre

(Shore A 96) with two deep groove ball bearings