







Wheel:

WHPU 1603 6443



Technical data

Diameter		160 mm
Wheel width		50 mm
Hub length		64 mm
Wheel axle diameter		20 mm
Load capacity		410 kg
Weight		0.8 kg



Wheel

Polyamide wheel with polyurethane tyre

(Shore A 96) with two deep groove ball bearings