







Wheel:

WHRG 2503 6553/N=60



Technical data

Diameter		250 mm
Wheel width		50 mm
Hub length		60 mm
Wheel axle diameter		25 mm
Load capacity		475 kg
Weight		1.8 kg



Wheel

Glass fibre reinforced polyamide wheel with grey rubber tyre

(Shore A 65) with two deep groove ball bearings