







Wheel:

WHSU 4.00-8



Technical data

Diameter		400 mm
Wheel width		90 mm
Hub length		128 mm
Wheel axle diameter		20 mm
Load capacity		75 kg
Weight		0.35 kg

Wheel

Puncture proof yellow polyurethane wheel with grey metal rim