







Wheel:

WKCN 2503 6441



## Technical data

Diameter		250 mm
Wheel width		50 mm
Hub length		71 mm
Wheel axle diameter		20 mm
Load capacity		1000 kg
Weight		6.4 kg



## Wheel

Cast iron wheel with two deep groove ball bearings