







Wheel:

WKCS 2503 6662



Technical data

Diameter		250 mm
Wheel width		50 mm
Hub length		90 mm
Wheel axle diameter		30 mm
Load capacity		1500 kg
Weight		10 kg

Wheel

Single flanged wheel of chromium cast iron GG 25,
with two deep groove ball bearings