







Wheel:

WKPM 2002 6441



## Technical data

Diameter		200 mm
Wheel width		50 mm
Hub length		71 mm
Wheel axle diameter		20 mm
Load capacity		270 kg
Weight		1.6 kg

## Wheel

Polyamide wheel with black rubber tyre

(Shore A 85) and two deep groove ball bearings