







Wheel:

WKPU 1603 6553



## Technical data

Diameter		160 mm
Wheel width		50 mm
Hub length		71 mm
Wheel axle diameter		25 mm
Load capacity		410 kg
Weight		0.8 kg



## Wheel

Polyamide wheel with polyurethane tyre

(Shore A 96) with two deep groove ball bearings