







Wheel:

WKRG 1603 6443



Technical data

Diameter		160 mm
Wheel width		50 mm
Hub length		71 mm
Wheel axle diameter		20 mm
Load capacity		300 kg
Weight		1.1 kg

Wheel

Glass fibre reinforced polyamide wheel with grey rubber tyre

(Shore A 65) with two deep groove ball bearings