







Wheel:

WPAU 2003 6440



Technical data

Diameter		200 mm
Wheel width		50 mm
Hub length		62 mm
Wheel axle diameter		20/12 mm
Load capacity		800 kg
Weight		1.5 kg



Wheel

Aluminium wheels with bonded-on polyurethane tyre (Shore A 92) with two deep groove ball bearings and steel collar bushes external diameter 15/20/25 mm to internal 8/10/12 mm. Operating temperatures from -20°C to + 80°C