







Wheel:

WPPB 1603 2001



Technical data

Diameter		160 mm
Wheel width		45 mm
Hub length		60 mm
Wheel axle diameter		20 mm
Load capacity		220 kg
Weight		1.1 kg

Wheel

Polyamide wheel with blue rubber tyre
(Shore A 70) with roller bearing