







Wheel:

WPPG 1603 2001



## Technical data

Diameter		160 mm
Wheel width		40 mm
Hub length		60 mm
Wheel axle diameter		20 mm
Load capacity		150 kg
Weight		1.1 kg



## Wheel

Polypropylene wheel with grey rubber tyre (Shore A 85) and roller bearing