







Wheel:

WPPM 1002 2001



Technical data

Diameter		100 mm
Wheel width		30 mm
Hub length		40 mm
Wheel axle diameter		12 mm
Load capacity		70 kg
Weight		0.4 kg

Wheel

Polypropylene wheel with black rubber tyre (Shore A 85) and roller bearing