







Wheel:

WPPM 2003 2000



Technical data

Diameter		200 mm
Wheel width		50 mm
Hub length		60 mm
Wheel axle diameter		20 mm
Load capacity		200 kg
Weight		1.6 kg



Wheel

Polypropylene wheel with black rubber tyre (Shore A 85) and roller bearing