







Wheel:

WPPN 1002 5080



Technical data

Diameter		100 mm
Wheel width		35 mm
Hub length		42 mm
Wheel axle diameter		8 mm
Load capacity		250 kg
Weight		0.2 kg



Wheel

Polyamide wheel with one sealed deep groove ball bearing