







Wheel:

WPPN 1252 1001



Technical data

Diameter		125 mm
Wheel width		37 mm
Hub length		45 mm
Wheel axle diameter		15 mm
Load capacity		300 kg
Weight		0.4 kg



Wheel

Polyamide wheel with plain bearing