







Wheel:

WPPN 1603 1000



## Technical data

Diameter		160 mm
Wheel width		50 mm
Hub length		60 mm
Wheel axle diameter		20 mm
Load capacity		250 kg
Weight		0.5 kg



## Wheel

Polyamide wheel with plain bearing